



REPORT

3933 US ROUTE 11 CORTLAND, NEW YORK 13045

Accredited by the National Voluntary
Laboratory Accreditation Program for
the Specific Accreditation under Lab
Code 100402-0.

Order No. 3114941

Date: June 21, 2007

REPORT NO. 3114941CRT-001b

**SOUND TRANSMISSION LOSS TESTS
AND CLASSIFICATION OF 6 INCH THICK
CONCRETE FILLED
INSULATING CONCRETE FORMS**

RENDERED TO

**AIRLITE PLASTICS COMPANY
6110 ABBOTT DRIVE
OMAHA, NE 68108**

INTRODUCTION

This report gives the results of Sound Transmission Loss tests and the determination of the Sound Transmission Class on 6 inch thick concrete filled Insulating Concrete Forms. The test sample was constructed and poured by the client at Intertek on May 2, 2007.

AUTHORIZATION

Signed Intertek Quote No. 500017888.

TEST METHOD

The specimen was tested in accordance with the American Society for Testing and Materials designation ASTM E90-2004, "Standard Test Method for Laboratory Measurement of Airborne Sound Transmission Loss of Building Partitions", and classified in accordance with the American Society for Testing and Materials designation ASTM E413-2004, "Classification for Rating Sound Insulation" and ASTM Standard E1332-90 (Re-Approved 2003) entitled, "Standard Classification for Determination of Outdoor-Indoor Transmission Class".

An independent organization testing for safety, performance, and certification.

This report is for the exclusive use of Intertek's Client and is provided pursuant to the agreement between Intertek and its Client. Intertek's responsibility and liability are limited to the terms and conditions of the agreement. Intertek assumes no liability to any party, other than to the Client in accordance with the agreement, for any loss, expense or damage occasioned by the use of this report. Only the Client is authorized to copy or distribute this report and then only in its entirety. Any use of the Intertek name or one of its marks for the sale or advertisement of the tested material, product or service must first be approved in writing by Intertek. The observations and test results in this report are relevant only to the sample tested. This report by itself does not imply that the material, product, or service is or has ever been under an Intertek certification program. Measurement uncertainty budgets have been determined for applicable test methods and are available upon request.

GENERAL

The sound-insulating property of a partition element is expressed in terms of the sound transmission loss. The procedure for determining this quantity is to mount (and perimeter seal) the test specimen as a partition between two reverberation rooms. Sound is introduced in one of the rooms (the source room) and measurements are made of the noise reduction between source room (10,000 cu .ft.) and receiving room (16,640 cu. ft.). The rooms are so arranged and constructed that the only significant sound transmission between them is through the test specimen.

The test opening is constructed such that it is approximately one inch larger in size than the test specimen. The specimen is placed in the test opening an a half-inch bead of "DUX-SEAL", a dense, non-hardening, clay-like material, to isolate it from the supporting base. The space between the test specimen and the wall opening is sealed on both sides employing the same sealing material.

The purpose of the Sound Transmission Class (STC) is to provide a single figure rating that can be used for comparing the sound-insulating properties of partition elements used for general building design purposes. The higher the rating (STC) the greater the sound insulating properties of the partition.

The purpose of the Outdoor-Indoor Transmission (OITC) is to provide a single number rating that can be used for comparing building façade designs, including walls, doors, windows and combinations thereof. This rating is designed to correlate with subjective impressions of the ability of building elements to reduce the overall loudness of ground and air transportation noise. It is intended to be used as a rank ordering device.

DESCRIPTION OF TEST SPECIMEN

The test specimen consisted of a 6 inch thick concrete filled Insulating Concrete Form. The walls of the form were 2 ½ inch thick expanded polystyrene panels. Plastic webbing bridged and supported the form with #4 re-bar in the center of the wall, spaced 16 inches on center both vertically and horizontally. The form was filled with 3000 psi., 6 inch slump concrete with 3/8 inch maximum aggregate and allowed to cure for over 45 days prior to testing.

Test #1 – Insulating concrete wall section alone

Test #2 – Wall section with ½ inch gypsum board screwed to both sides.

Test #3 - Wall section with ½ inch gypsum board screwed to the interior side and 5/16 inch thick HardiBoard on the exterior.



RESULTS OF TESTS

6 inch thick concrete specimen

1/3 Octave Band Center Frequency Hz	Sound Transmission Loss in dB		
	Test #1	Test #2	Test #3
80	22	23	22
100	29	29	30
125	32	32	34
160	35	35	36
200	37	37	37
250	39	39	38
315	40	39	36
400	43	42	39
500	45	41	40
630	46	46	45
800	47	47	47
1000	50	50	50
1250	54	54	50
1600	55	55	51
2000	50	53	53
2500	58	61	56
3150	44	57	58
4000	48	59	59
5000	56	56	58
Sound Transmission Class	47	48	47
Outdoor-Indoor Transmission Class	38	38	38

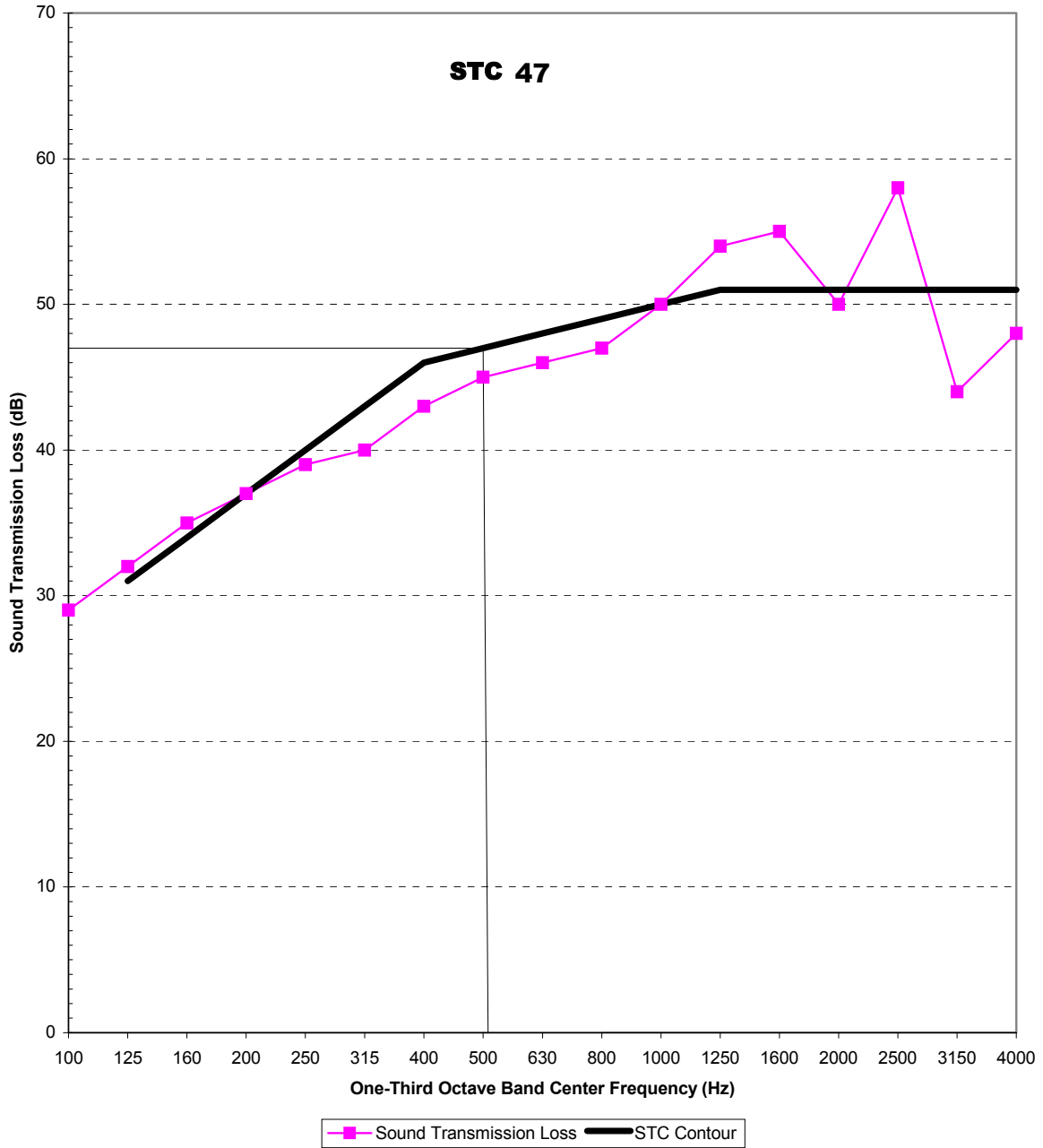
PRECISION

For any pair of rooms and microphone system, the 95% confidence interval Δ TL, for transmission loss must be less than the following.

Range of One-Third Octave Bands	Transmission Loss Uncertainty, dB	
	Required	Actual
125 and 160	3	<1.5
200 and 250	2	<1.5
315 - 4000	1	<1

Test #1

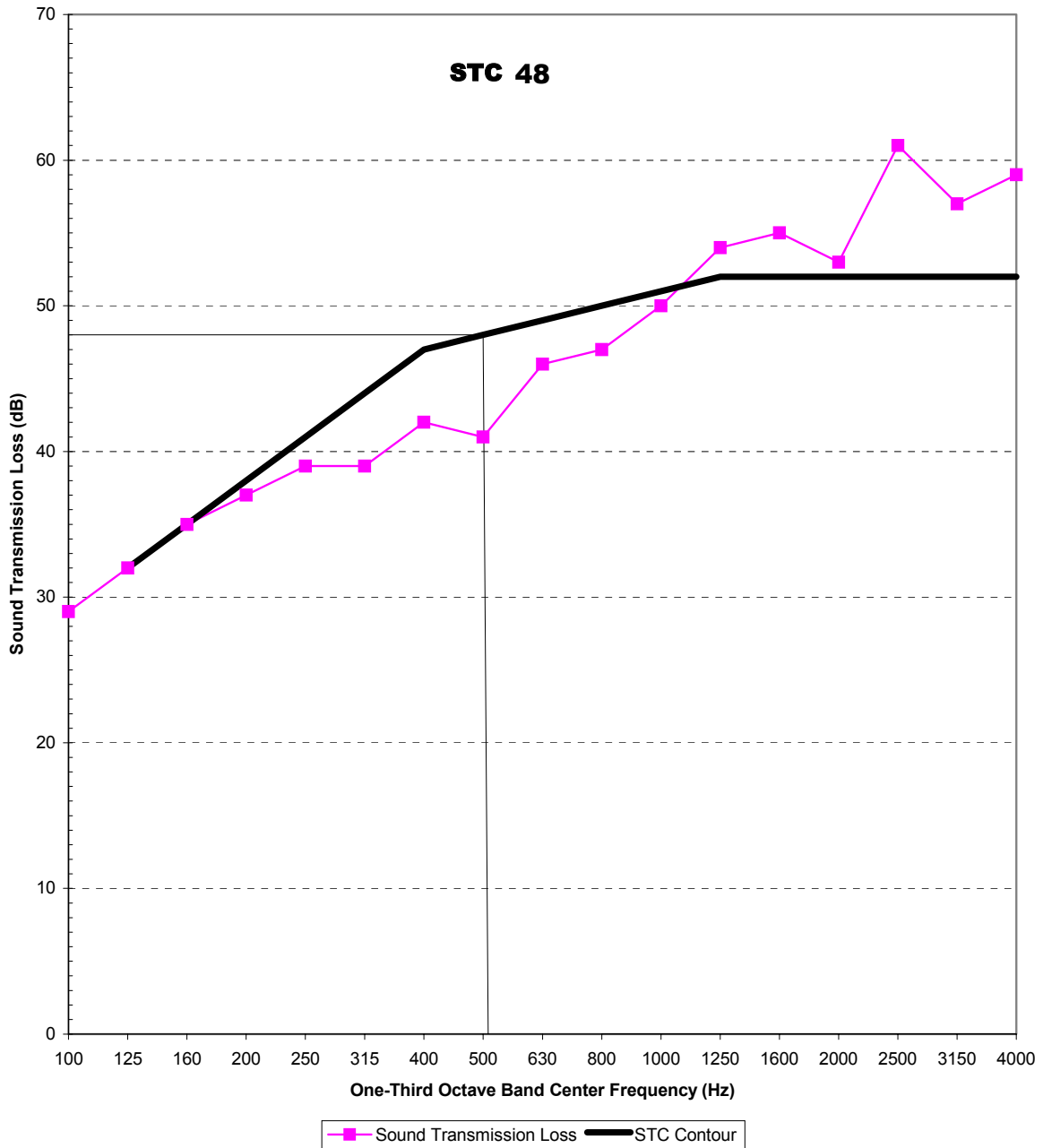
Sound Transmission Loss



AIRLITE PLASTICS COMPANY

Test #2

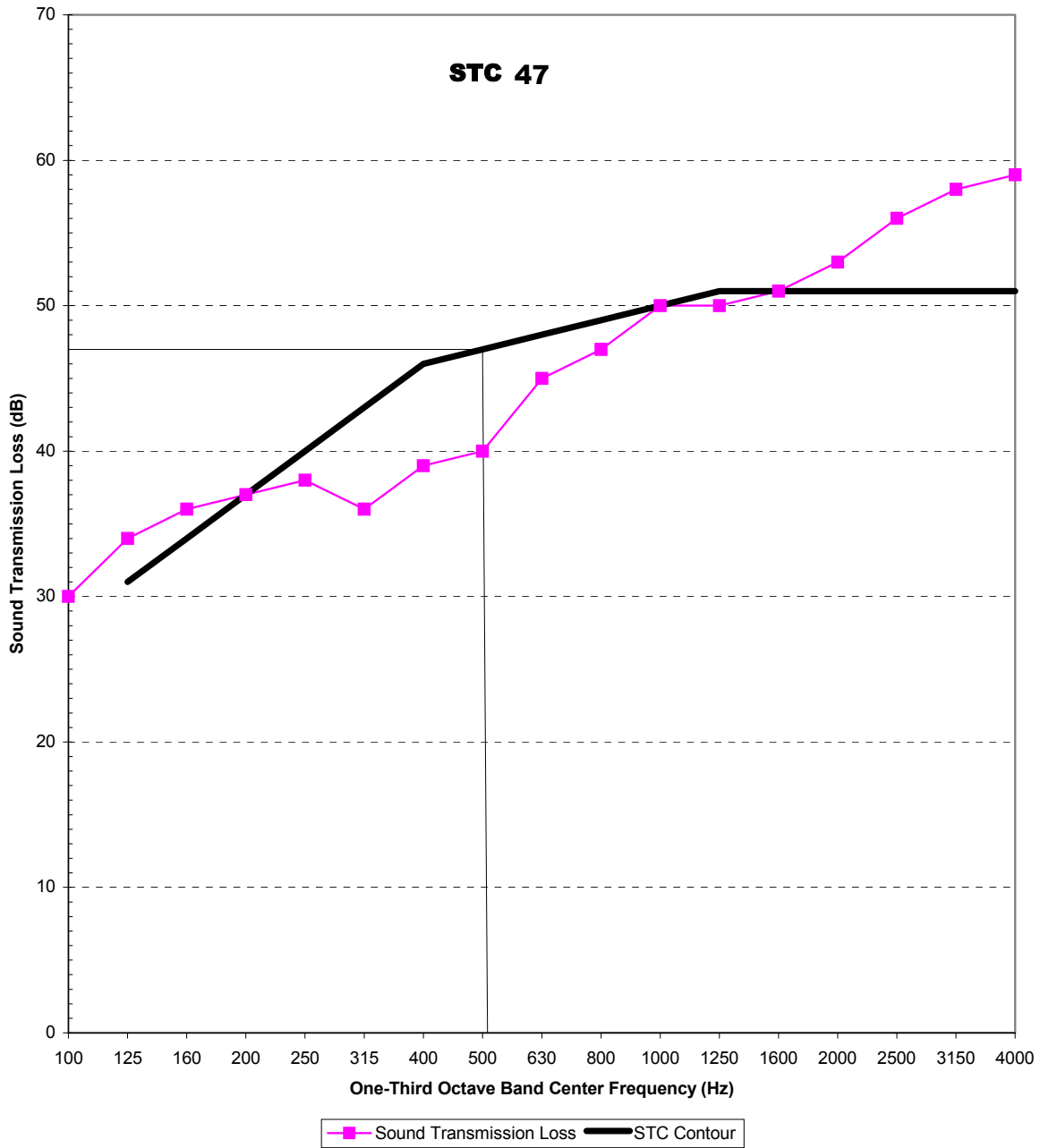
Sound Transmission Loss



AIRLITE PLASTICS COMPANY

Test #3

Sound Transmission Loss



AIRLITE PLASTICS COMPANY

REMARKS

- 1. Curing Period: Over 45 days
- 2. Ambient Temperature: 71°F
- 3. Relative Humidity: 42%

CONCLUSION

The test method employed for this test has no pass-fail criteria, therefore, the evaluation of the test results is left to the discretion of the client.

This report must not be used by the client to claim product certification, approval, or endorsement by NVLAP, NIST, or any agency of the federal government.

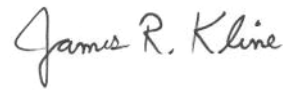
Date of Tests: June 21, 2007

Report Approved by:



Patrick J. Schoof
Engineering Team Leader
Acoustical Testing

Report Reviewed By:



James R. Kline
Engineer/Quality Supervisor
Acoustical Testing

Attachments: None